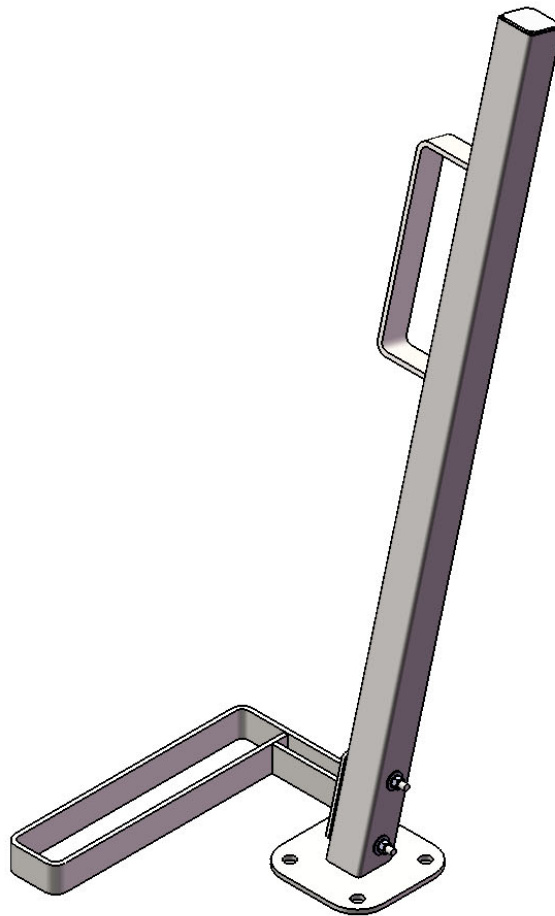


Model # T5071SM

Instruction Sheet

5071 UPLIFT BIKE RACK, SINGLE SIDED, SURFACE MOUNT, THERMOPLASTIC



SAFETY WARNINGS & EQUIPMENT INSPECTION

- OWNERS AND INSTALLERS PLEASE NOTE THESE SAFETY WARNINGS AND MAKE USE OF THIS CHECKLIST ON A REGULAR BASIS.

- FOLLOW INSTALLATION INSTRUCTIONS WHEN ERECTING EQUIPMENT.

- GROUND SURFACES AROUND EQUIPMENT SHOULD BE RESTORED AS NEEDED. CONCRETE FOOTINGS SHOULD NEVER BE EXPOSED. SURFACE DEPTH SHOULD COMPLY WITH ASTM AND CPSC SPECIFICATIONS.

- CHECK FOR AND REPAIR DAMAGE CAUSED BY WEAR OR VANDALISM, A MAJOR FACTOR IN INJURY CAUSING SITUATIONS.

- ALL PROTRUDING BOLTS SHOULD BE COVERED OR CUT OFF AND FINISHED SMOOTH. SHARP EDGES ON PIPES SHOULD BE CAPPED OR REMOVED. CHECK FOR BENT, BROKEN, OR SEVERELY WORN PIPE, AND REPLACE.

- ALL EQUIPMENT SHOULD BE FREE OF RUST AND REPAINTED WHENEVER NECESSARY TO DETER RUSTING.

- WE PROVIDE OUR CUSTOMERS WITH LAYOUT SHEETS AND INSTALLATION INSTRUCTIONS. PLEASE KEEP ON FILE THE SPECIFICATIONS SHEET THAT CONTAINS THE LISTING OF EVERY PART USED.

- NEVER ADD COMPONENTS NOT INTENDED FOR USE WITH THIS PRODUCT.

- REGULAR MAINTENANCE IS NECESSARY IN THIS AND ALL PARK AND RECREATIONAL EQUIPMENT TO INSURE THE SAFETY OF THE USER.

- NOTE: PROPER MAINTENANCE OF EQUIPMENT REQUIRES REGULAR TIGHTENING OF ALL BOLTS, NUTS, AND SETSCREWS.

- NOTE: REGULAR CHECKING OF ALL PARTS, CASTINGS, ETC. SHOULD BE MADE. IF A PART IS BROKEN OR WORN, IT SHOULD BE REPLACED IMMEDIATELY.

- CHECK TO BE SURE ALL FITTINGS ARE TIGHT AND THAT BARS AND PIPES DO NOT MOVE.

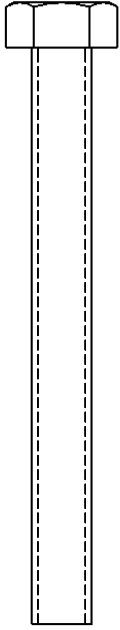
- REPLACE ALL WORN S-HOOKS. S-HOOKS MUST BE COMPLETELY CLOSED. FAILURE TO CLOSE S-HOOKS CAN RESULT IN SERIOUS INJURY TO THE USER. NEVER REUSE S-HOOKS.

- TEST FOR FREE MOVEMENT OF SWING HANGER AND OTHER MOVING ATTACHED PARTS.

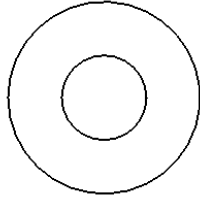
- CHECK FOR WORN CHAINS AND REPLACE THEM.

- A SOFT RESILIENT SURFACE SHOULD BE PLACED UNDER ALL SWINGS EXTENDING AT LEAST TWICE THE HEIGHT OF THE TOP RAIL BOTH FRONT AND BACK.

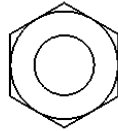
BEFORE ASSEMBLY, PLEASE MAKE SURE ALL FASTENERS ARE INCLUDED.



5/16" x 3"
Machine Bolt

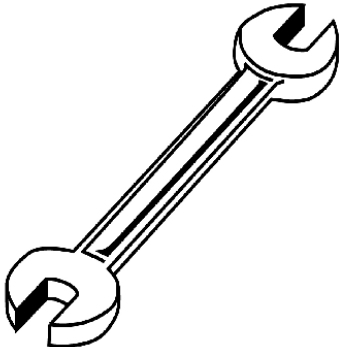


5/16" Washer

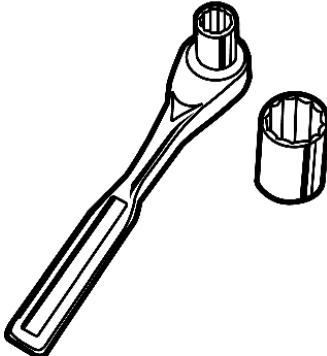


5/16" Hex Nut

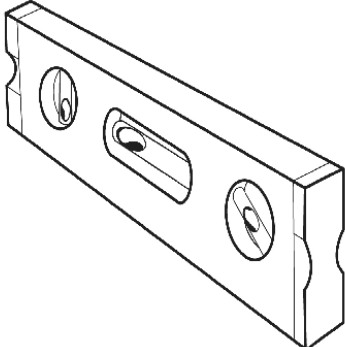
ALSO NEEDED FOR THIS ASSEMBLY WILL BE THE FOLLOWING MATERIALS:




1/2" Wrench



1/2" Socket Wrench



Level



Tape Measure

PRODUCT SPECIFICATIONS

T5071SM

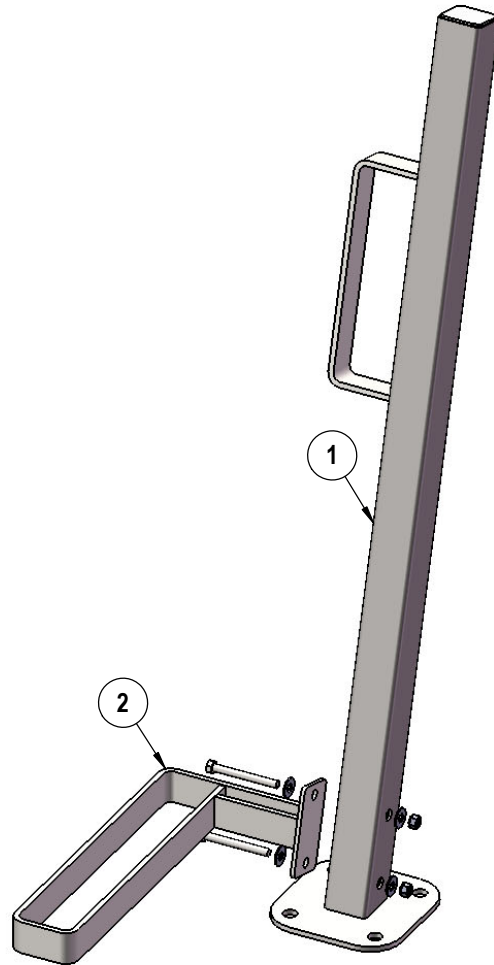
5071 UPLIFT BIKE RACK, SINGLE SIDED, SURFACE MOUNT, THERMOPLASTIC

Overall dimensions shall be 38-1/4" high x 16-3/8" wide x 11-3/16" deep. Framework shall be fabricated from 2" square tube. 11 gauge steel tube. Base is made from 1/4" steel plate. Wheel Stop shall be fabricated from 1/4" and 7 gauge steel plate. Lock loop shall be formed from 1/4" steel plate. Made to hold 1 bikes. Electrically MIG welded.

Coating: Oven fused functionalized polyethylene copolymer-based thermoplastic. Fluidized bed coating application with superior mechanical performance, impact resistance and UV-stability.

COMPONENTS

Attach the Left and Right Hand Wheel Stops to the Uplift Wheel Post using the specified hardware.



ITEM NO.	PartNo	DESCRIPTION	Qty.
1	01-02-0160	5071 uplift post assembly	1
2	01-02-0151	5070 uplift wheel stop asem LH	1
3	33-02-0007	5/16" SS Washer	4
4	33-05-0075	5/16" x 3" Machine Bolt (SS)	2
5	33-03-0012	5/16" Kep Nut (SS)	2

OVERALL DIMENSIONS

