

Aluminum DogValet

1. Select a good visible spot in your community or park where you want to install the DOGVALET.
2. Dig a 7" diameter hole, approx. 12" deep into the soft ground. Insert the aluminum mounting pillar up to marker line approx. 12" into the hole filled with a 40 lb. bag of "ready to use concrete mix". The mounting plate should be approx. 10½" above the ground. Level the post in straight vertical position and let concrete dry for at least 12 hours.
3. After concrete is dry, the mounting pillar should be sturdy and safe for installation. Slide the DOGVALET over the pillar, matching the holes in the mounting plate with the holes in the container body plate. Secure the DOGIPOT DOGVALET with the two (2) 5/16" bolts and lockwashers using a ½" wrench
4. Insert one of the enclosed DOGIPOT Trash Liner Bags into the container body - fold over the upper edge of the container.
5. To replace the rolls of DOGIPOT Litter Pick Up Bags, pull out the empty box, remove the diamond shaped perforated tab from a new bag/roll box and push box in place on the lid shelf. The lid dispenser opening should match the box opening and the lettering on the box should not be upside down. Be sure that the bags will be dispensed following the upper wall of the dispenser opening [see fig. 1] to ensure maximum tension when tearing off bags. The DOGIPOT printing on the litter pick up bags will be visible on top when hanging out of the dispenser slots. Close the lid and pull the first bag out by finding the raw edge of the first bag through the dispenser opening.

Contents:

- (1) Aluminum DogValet
- (2) Keys for Cam Lock Front Access
- (2) Pet Litter Bag Rolls - 200 Count Per Roll
- (1) Heavy-Duty Liner Bags
- (2) 2" x 5/16" Bolts and Lockwashers
- (1) Alluminum Mount Post

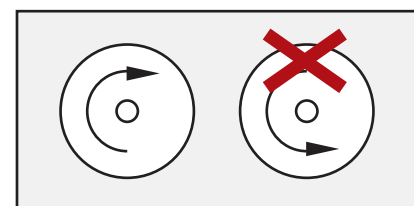
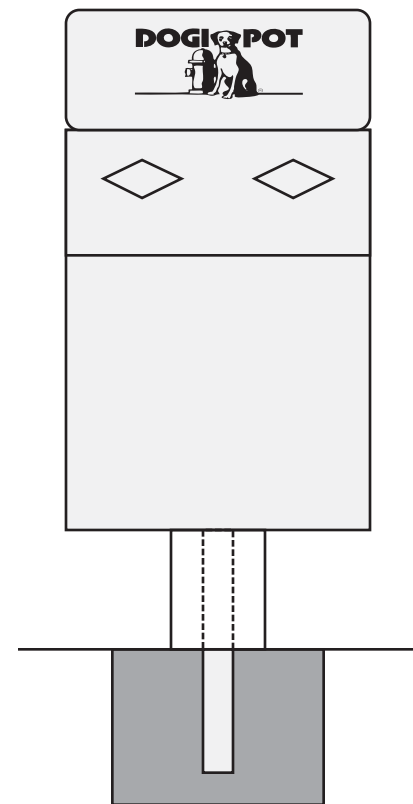
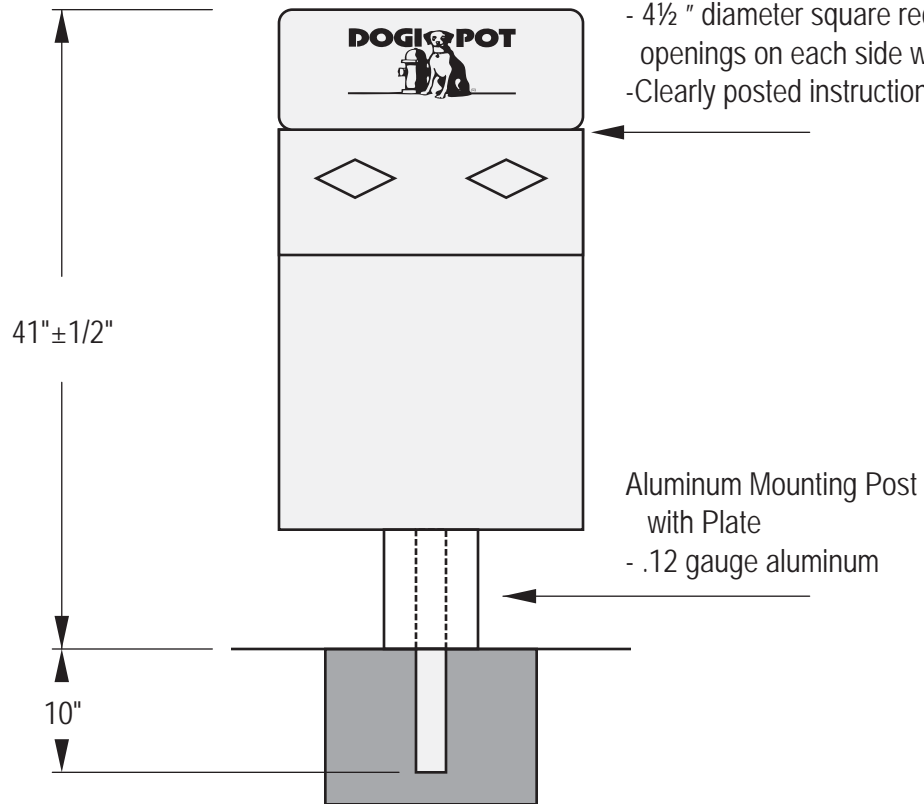


fig. 1

Aluminum DOGVALET [Container]

- H 40-1/2 " x W 17" x D 10"
- 0.9 gauge powder coated aluminum
- Weight: 42lbs
- 400 bag capacity
- Two (2) diamond bag dispenser slots
- Cam locking front access lid
- 50 count Liner Trash Bags included
- 4 1/2 " diameter square receptacle openings on each side with rubber flaps
- Clearly posted instructions



Aluminum Mounting Post
with Plate
- .12 gauge aluminum